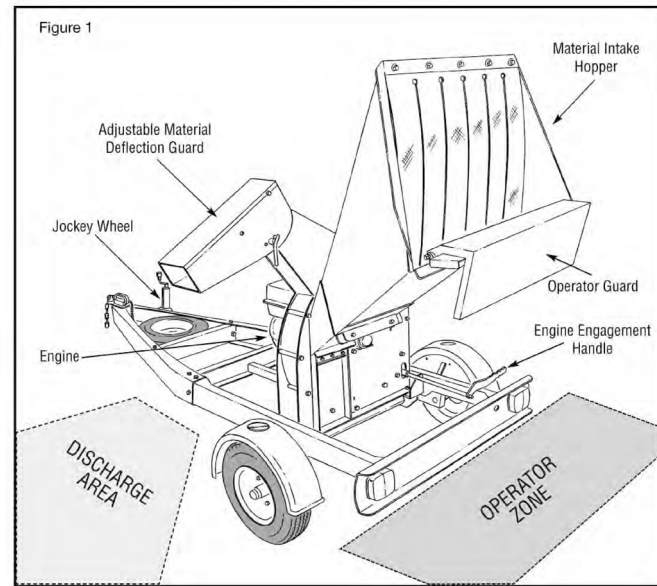


Wood chipper (C100)



USE COMMON SENSE AND PLENTY OF IT

OPERATOR MUST BE TRAINED

1. **DO NOT** allow any person to operate the wood chipper without first reading and understanding the safety and operating instructions. Also read and understand the engine manual. **KNOW THE CONTROLS AND HOW TO STOP THE WOOD CHIPPER QUICKLY IN AN EMERGENCY.**
2. **NEVER** allow children to operate the wood chipper.
3. **ALWAYS wear PPE when operating the wood chipper.** This includes, but not limited to: safety glasses; loose fitting gloves; steel capped boots and hearing protection. **NEVER** wear loose fitting clothing or jewellery when operating the wood chipper. Keep all clothing away from moving parts. Items could become caught in the machine, resulting in injury.
4. **ALWAYS** use wood chipper in a well-lit area.
5. **ALWAYS** operate the wood chipper on level ground only. Keep your work area clear and free of debris. Never attempt to move a wood chipper over uneven or hilly ground without a tow vehicle or adequate help.
6. **NEVER** operate the wood chipper when fatigued. **ALWAYS REMAIN ALERT!** If you become tired while operating the wood chipper, take a break. If you have any type of physical or mental condition that may be aggravated by strenuous work, consult your physician before operating this piece of equipment. **NEVER** operate the wood chipper under the influence of medication, alcohol or drugs.
7. **DO NOT** allow other other persons near the wood chipper. **IT IS THE RESPONSIBILITY OF THE OPERATOR** to keep bystanders and animals a minimum of 6 metres (20ft) away from the machine while in operation.



Stay alert, don't get hurt

8.  **ALWAYS KEEP YOUR HANDS, FEET AND BODY AWAY FROM THE INTAKE HOPPER AND DISCHARGE CHUTE WHEN THE MACHINE IS IN OPERATION OR THE CHIPPER DISC IS TURNING.** 
9. **NEVER** operate the wood chipper without the safety guards in place and in good working order. Always keep the wood chipper well maintained and in good working order.
10. **DO NOT LEAVE THE WOOD CHIPPER UNATTENDED WHILE THE ENGINE IS RUNNING.**
11. **DO NOT** overspeed the engine or alter the governor settings. Excessive speed is dangerous and will shorten the engine life.
12. **NEVER OPERATE THE WOOD CHIPPER IN AN ENCLOSED AREA.** Engine exhaust contains carbon monoxide, an odourless and tasteless poison.
13. **STOP** the engine, disconnect the spark plug leads and allow engine to cool before inspecting the wood chipper.

14. REFUELLING:

- Shut off engine. **DO NOT REFUEL AN ENGINE THAT IS OPERATING!**
- Allow engine to cool down for a minimum of 5 minutes.
- **USE CLEAN, FRESH UNLEADED FUEL ONLY.**
- **DO NOT MIX OIL WITH UNLEADED FUEL.**
- Do not overfill fuel tank. Allow space for fuel expansion.
- Do not smoke near the unit.
- Allow no naked flame or hot material in refuelling area.
- Use only approved fuel containers and funnels. (Remember, fuel is a potential hazard.)
- Refer to engine owners manual for full details.

REMEMBER: FUEL IS A POTENTIAL FIRE HAZARD - HANDLE WITH CAUTION.

SAFETY IS EVERYBODY'S BUSINESS

You alone know the operational demands and special conditions affecting the equipment in your situation and therefore assume the responsibility for developing, carrying out and enforcing the safety concepts which apply to your own operation to effect the greatest safety for yourself and the people around you.

BEFORE USE

1. Before starting engine, inspect the intake hopper and remove any foreign debris or branches, sweepings etc.
2. Perform a thorough visual inspection of the wood chipper and the chipper disc drive system.
3. Rotate and set deflection guards to desired direction and angle (refer to Figure 1, page 1).

MANDATORY PERSONAL PROTECTIVE EQUIPMENT



Do not under any circumstances attempt any repairs. Please call your local Hiredepot branch for assistance.

This operating and safety brochure is intended as a guide only for the safe operation of this equipment. It does not override license requirements nor is it a substitute for structured operating lesson. If you are unsure about any aspect of the equipment, its capabilities or the correct usage, please call our trained staff for instruction or any questions you may have regarding the safe operation of this equipment.

When service matters.
hiredepot.com.au

GLEN IRIS
70 High St
9885 4431

FAIRFIELD
323 Darebin Rd
9499 9955