




Stump grinder (SH 400)

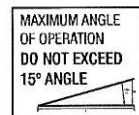
USE COMMON SENSE AND PLENTY OF IT

OPERATOR MUST BE TRAINED

- DO NOT allow any person to operate the stump grinder without first reading and understanding the safety and operating instructions. **KNOW THE CONTROLS AND HOW TO OPERATE THE STUMP GRINDER IN CASE OF AN EMERGENCY.**
- NEVER** allow **CHILDREN** or **UNTRAINED ADULTS** to operate the stump grinder.
- PPE (PERSONAL PROTECTIVE EQUIPMENT) IS MANDATORY** before operating this machine. **ALWAYS** wear protective clothing when operating the stump grinder. This includes, but not limited to: safety glasses; loose fitting gloves; steel capped boots and hearing protection. Never wear loose fitting clothing or jewellery when operating the stump grinder. Keep all clothing away from moving parts. Clothing could become caught in the machine resulting in injury.
- ALWAYS** operate the stump grinder in a well-lit area.
- NEVER** operate the stump grinder on an angle that exceeds 15°. Keep your work area clear and free of debris.
- NEVER** operate the stump grinder when fatigued. **ALWAYS REMAIN ALERT!** If you become tired while operating the stump grinder take a break. If you have any type of physical or mental condition that may be aggravated by strenuous work, consult your physician before operating this piece of equipment. **NEVER** operate the stump grinder under the influence of medication, alcohol or drugs.
- DO NOT** allow other adults, children or animals near the chipper mulcher shredder. **IT IS THE RESPONSIBILITY OF THE OPERATOR** to keep bystanders and animals a minimum of 6 metres (18ft) away from the stump grinder while in operation.
- 
ALWAYS KEEP YOUR HANDS, FEET AND BODY AWAY FROM THE GRINDING AREA WHILE THE ENGINE IS RUNNING.

- NEVER** operate the stump grinder without the safety guards in place and in good working order. Always keep the stump grinder well maintained and in good working order.
- DO NOT LEAVE THE STUMP GRINDER UNATTENDED WHILE THE ENGINE IS RUNNING.**
- DO NOT** overspeed the engine or alter the governor settings. Excessive speed is dangerous and will shorten the engine life.
- NEVER OPERATE THE STUMP GRINDER IN AN ENCLOSED AREA.** Engine exhaust contains carbon monoxide, an odourless and tasteless poison that can kill.
 



Stay alert, don't get hurt




13. **STOP** the engine, disconnect the spark plug leads and allow engine to cool before inspecting or performing maintenance.
14. **REFUELLING:**
 - Shut off engine. **DO NOT REFUEL AN ENGINE WHILE OPERATING MACHINE!**
 - **ALLOW** engine to cool down for a minimum of 5 minutes.
 - **USE UNLEADED FUEL ONLY.**
 - **USE CLEAN, FRESH UNLEADED FUEL**
 - Do not mix oil with unleaded fuel.
 - Do not overfill fuel tank. Allow space for fuel expansion..
 - Do not smoke.
 - Allow no naked flame or hot material in refuelling area.
 - Use only approved fuel containers and funnels.

REMEMBER: FUEL IS A POTENTIAL FIRE HAZARD - HANDLE WITH CAUTION.

SAFETY IS EVERYBODY'S BUSINESS

You alone know the operational demands and special conditions affecting the equipment in your situation and therefore assume the responsibility for developing, carrying out and enforcing the safety concepts which apply to your own operation to effect the greatest safety for yourself and the people around you.

BEFORE USE

1. Inspect the immediate area and remove any foreign objects from the area. 
2. Identify and mark the location of sprinkler heads, gas pipes, telephone cables, electrical cables, etc.
3. Check the fuel level, oil level and air filter before starting the machine.
4. **ANGLE OF OPERATION:** Do not exceed an operation angle greater than 15°. Make sure that the oil in the crankcase is at the top level before starting. **USE EXTREME CARE WHEN OPERATING THIS MACHINE ON AN ANGLE.**

MANDATORY PERSONAL PROTECTIVE EQUIPMENT



ear protection



goggles



protective clothing



steel cap boots



dust mask

Do not under any circumstances attempt any repairs. Please call your local Hiredepot branch for assistance.

This operating and safety brochure is intended as a guide only for the safe operation of this equipment. It does not override license requirements nor is it a substitute for structured operating lesson. If you are unsure about any aspect of the equipment, its capabilities or the correct usage, please call our trained staff for instruction or any questions you may have regarding the safe operation of this equipment.

When service matters.
hiredepot.com.au

GLEN IRIS
70 High St
9885 4431

FAIRFIELD
323 Darebin Rd
9499 9955